






EAGLE

Endurant for Challenging Anatomy: Global Experience

R E G I S T R Y

EAGLE Inclusion Criteria

- Indication for elective EVAR
- Challenging AAA anatomy as described below

EAGLE AAA Morphology Inclusion Criteria		Proximal Neck Length		
		> 15mm	10-15mm	5-10mm
Proximal Neck Angulation	Infrarenal $\leq 60^\circ$ AND Suprarenal $\leq 45^\circ$	X Inside IFU	X Inside IFU	 INCLUSION
	Infrarenal $60^\circ - 75^\circ$ AND suprarenal $\leq 60^\circ$ OR Suprarenal $45^\circ - 60^\circ$ AND infrarenal $\leq 75^\circ$	X Inside IFU	 INCLUSION	X Extreme
	Infrarenal $75^\circ - 90^\circ$ AND suprarenal $\leq 75^\circ$ OR Suprarenal $60^\circ - 75^\circ$ AND infrarenal $\leq 90^\circ$	 INCLUSION	X Extreme	X Extreme

- Intention to electively implant the Endurant (II) Stent Graft System[®]
- Signed informed consent form

EAGLE Exclusion Criteria

- Intolerance to contrast media
- High probability of non-adherence to physician's follow-up
- Current participation in a concurrent trial
- Intention to use: chimney technique, branched device or endostaplers



EAGLE

Endurant for Challenging Anatomy: Global Experience

R E G I S T R Y

Phase 1: Enrollment

Patient meets inclusion criteria

Patient Informed Consent

Complete enrollment form online

Send CTA to Catharina Hospital

Await CORE-lab approval

INCLUSION

NO RESPONS

EXCLUSION

SITE ACTION

CONTINUE

CONTINUE

STOP

Medical History

Quality of Life

Phase 2: Procedure

INDEX PROCEDURE

ADVERSE EVENT - YES/NO

SECONDARY PROCEDURE - YES/NO

CONVERSION TO OPEN - YES/NO

Phase 3: Follow-up

- Hospital discharge, 30-day, 1-year, 2-year, 3-year, 4-year and 5-year
- Complete Quality of Life forms
- Register Imaging, Adverse Events and Secondary Procedures

EAGLE Registry

Department of Surgery

Catharina Hospital

P.O. Box 1350

5602 ZA Eindhoven

The Netherlands